

## 19" Freestanding cabinets ATLAS ECONOMIC series



### General

ATLAS ECONOMIC series cabinets; designed for data centers, system rooms and telecommunication. They are the appropriate solution for your heavy equipment with strong structure.

#### Cabinet Structure

ATLAS ECONOMIC series cabinets reach the maximum strength with 45-degree vertical profiles fixed to the solid bottom and top frame with steel screws. An ideal solution for your heavy equipment with up to 600kg loading capacity because of special designed 7 bent surfaces of corner profiles. Also, cabinets own a modular structure.

The cabinets could be mounted side by side. They are network and server cabinets; suitable for office, system room, data centre, and cabling system installation. Compatible for all kind of 19" brands and models network and server equipments.

During installation and while conducting routine maintenance and repair of installed equipment; removable side panels, rear door and the top plate allows to multiple easy access. Optimum depth for comfort cabling, server housing and equipment in the cabinets.

Side panels, Front and rear doors are lockable and accessible with the same key. Front and rear doors could be detached and reversed to allow the door to open from the rear of the cabinet.

#### Rear Brushed Cable Entry

Brushed cable entry holes with 60mmx- 300mm dimensions are available on the top and bottom of the rear door for 26U and higher ATLAS ECONOMIC series free-standing cabinets as a standard.

#### Side Panels

The side panel model of ATLAS ECONOMIC series cabinets allows easy removal of side panels during assembly, maintenance and repair. The cylindrical locking mechanism is used on the panels.

#### Levelling Feet and Castors

Four levelling feet mounted to the bottom corner of the cabinet helps to adjust cabinet height and stability according to the ground condition. Castor set -2 castors with brakes is optionally.

#### Side Horizontal Support Bar

Cabinets are supported by side horizontal support bar through depth and height directly proportional.

#### Top and Bottom Cable Entry

Base sheet model for 600-width cabinets; on unperforated base sheet model with 250x300 slide cable entry hall. The cables entering the cabinet are clamped without being damaged because of the cable entry module with rubber edge and maximum sliding distance. Protection against undesirable substances and dust that could enter under the cabinet is provided.

In 800 width cabinets; in addition to the 600 width standard cabinets, On bottom and top of the cabinet have two 60 x 300 brushed cable entry holes for each. That offers 3 different cable entry points from the bottom and 2 different cable entry points from the top of the cabinet.

#### U Numbering

U numbering is printed with serigraphy to the mounting rails of the cabinet which helps to index of the devices housed in the cabinet.

## Additional Side Panels

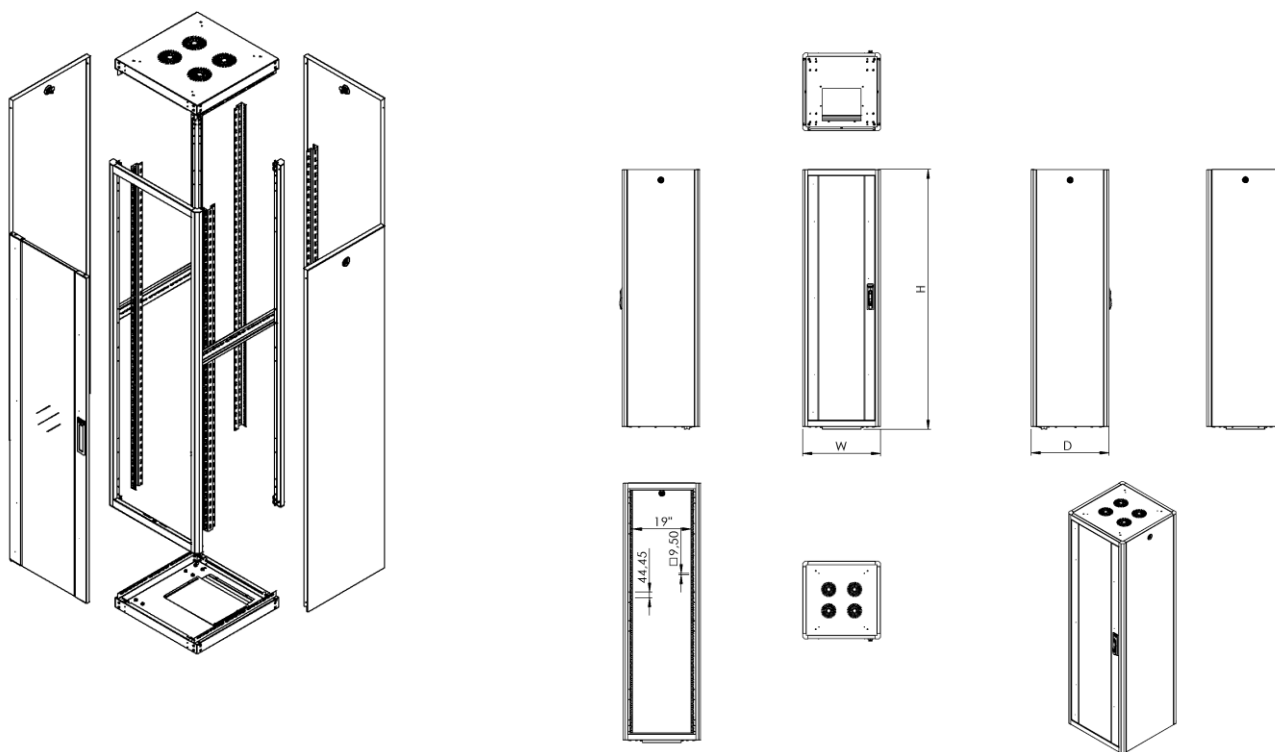
The additional side panels are fixed inside the cabinet which increases the strength of the cabinet and creates space for the installation of wiring and PDU accessories inside. Optionally, these panels could be perforated if additional ventilation is required in the cabinet.

## Key features

- Material: 1,2mm DKP
- IP classification: IP20 as a standard, IP40 when solid metal panel applied for all access
- Loading capacity: recommended up to 600kg loading capacity
- Doors: doors options are available, single point locking system, can be opened to 110 degree, doors can be opened to left or right direction
- Mounting rails: 19" mounting rails, adjustable in depth of the cabinet, 1,5mm DX51D+ZN275 galvanic
- Side panels: locking system is available, side panels are removable
- Bottom: sliding cable panel
- Rear door: brushed cable entry holes available bottom and top side of rear door, rear door is lockable, rear door options are available
- Ground contact: caster and levelling feet options are available, plinth is available as an option
- Top sheet: fan module is available as an option
- Available colors: Light Grey (RAL 7035) and Black (RAL 9005)

## Technical drawings

Freestanding cabinets W=600 D=600



## Product code informations

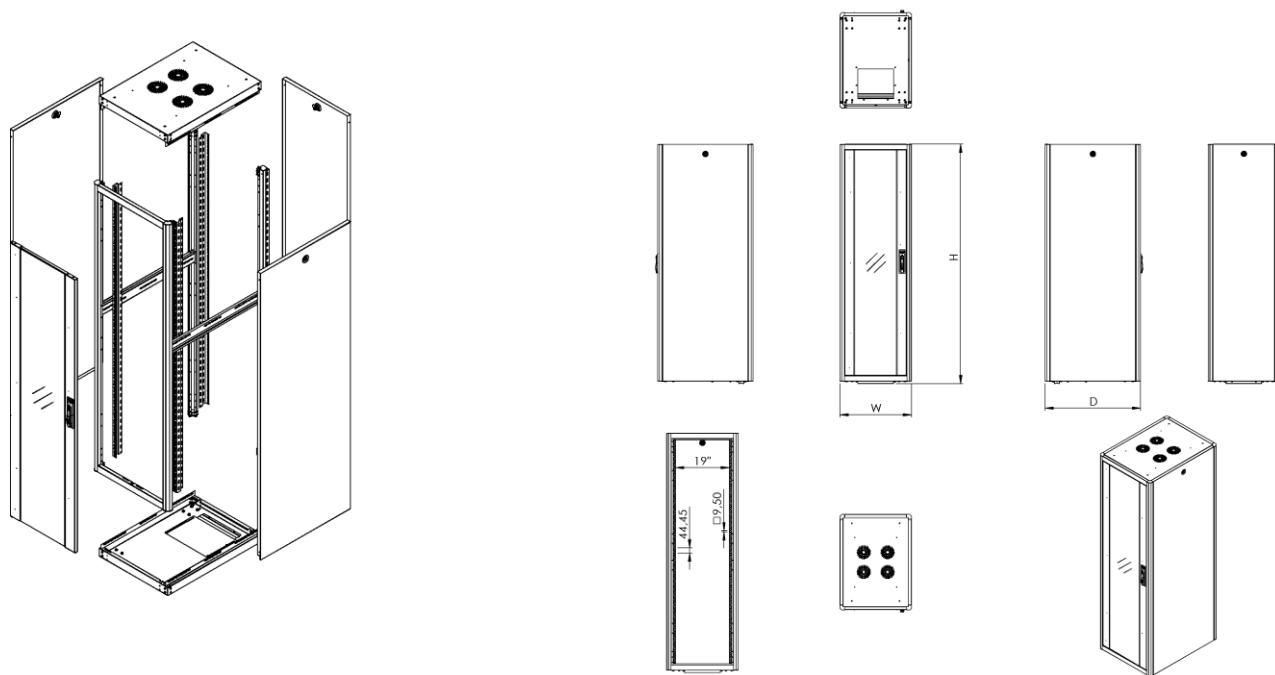
### 19" Atlas ECONOMIC Freestanding cabinets W=600 D=600

Product code	Description	Height in U	Width (mm)	Depth (mm)	Height (mm)	Weight (Net kg)	Weight (Gross kg)
ATN 22U-60/60-EC-X	22U 19" Atlas ECONOMIC free standing cabinet W=600 D=600	22U	600	600	1134	52	60,2
ATN 26U-60/60-EC-X	26U 19" Atlas ECONOMIC free standing cabinet W=600 D=600	26U	600	600	1312	56,8	65,4
ATN 32U-60/60-EC-X	32U 19" Atlas ECONOMIC free standing cabinet W=600 D=600	32U	600	600	1579	65	74,1
ATN 36U-60/60-EC-X	36U 19" Atlas ECONOMIC free standing cabinet W=600 D=600	36U	600	600	1756	70,4	79,6
ATN 42U-60/60-EC-X	42U 19" Atlas ECONOMIC free standing cabinet W=600 D=600	42U	600	600	2023	77,8	88

X - "B" for the black color

## Technical drawings

Freestanding cabinets W=600 D=800



## Product code informations

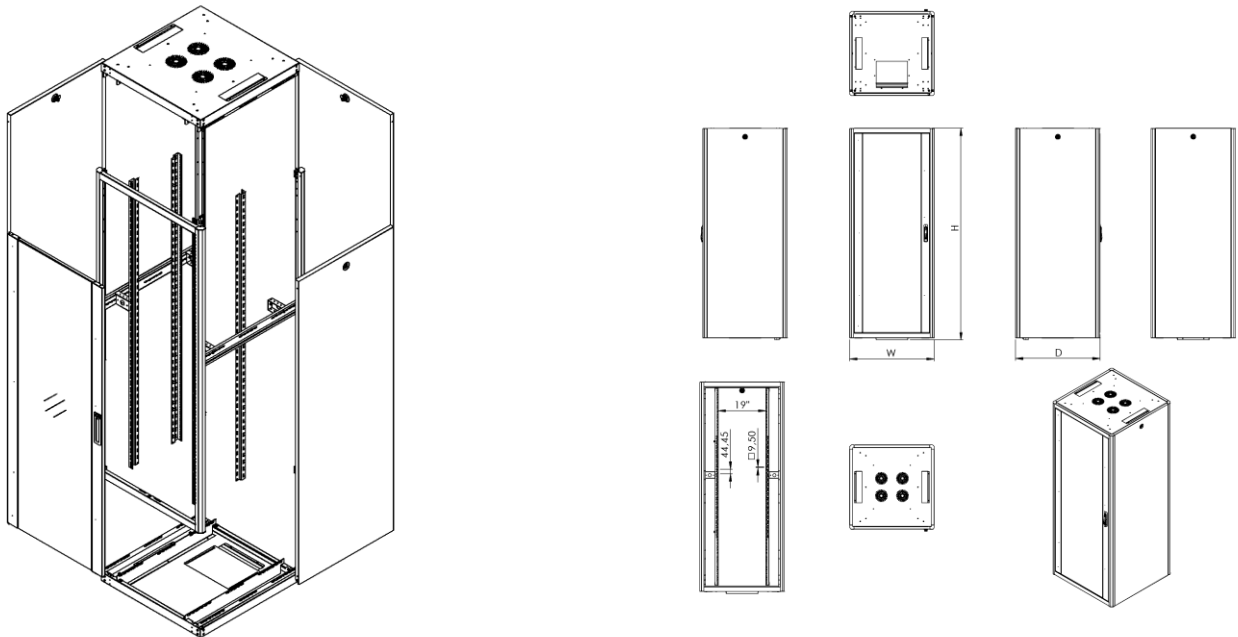
### 19" Atlas ECONOMIC Freestanding cabinets W=600 D=800

Product code	Description	Height in U	Width (mm)	Depth (mm)	Height (mm)	Weight (Net kg)	Weight (Gross kg)
ATN 22U-60/80-EC-X	22U 19" Atlas ECONOMIC free standing cabinet W=600 D=800	22U	600	800	1134	62,6	68,2
ATN 26U-60/80-EC-X	26U 19" Atlas ECONOMIC free standing cabinet W=600 D=800	26U	600	800	1312	64,7	73,8
ATN 32U-60/80-EC-X	32U 19" Atlas ECONOMIC free standing cabinet W=600 D=800	32U	600	800	1579	74	83,9
ATN 36U-60/80-EC-X	36U 19" Atlas ECONOMIC free standing cabinet W=600 D=800	36U	600	800	1756	80,1	90,4
ATN 42U-60/80-EC-X	42U 19" Atlas ECONOMIC free standing cabinet W=600 D=800	42U	600	800	2023	87,7	98,7

X - "B" for the black color

## Technical drawings

Freestanding cabinets W=800 D=800



## Product code informations

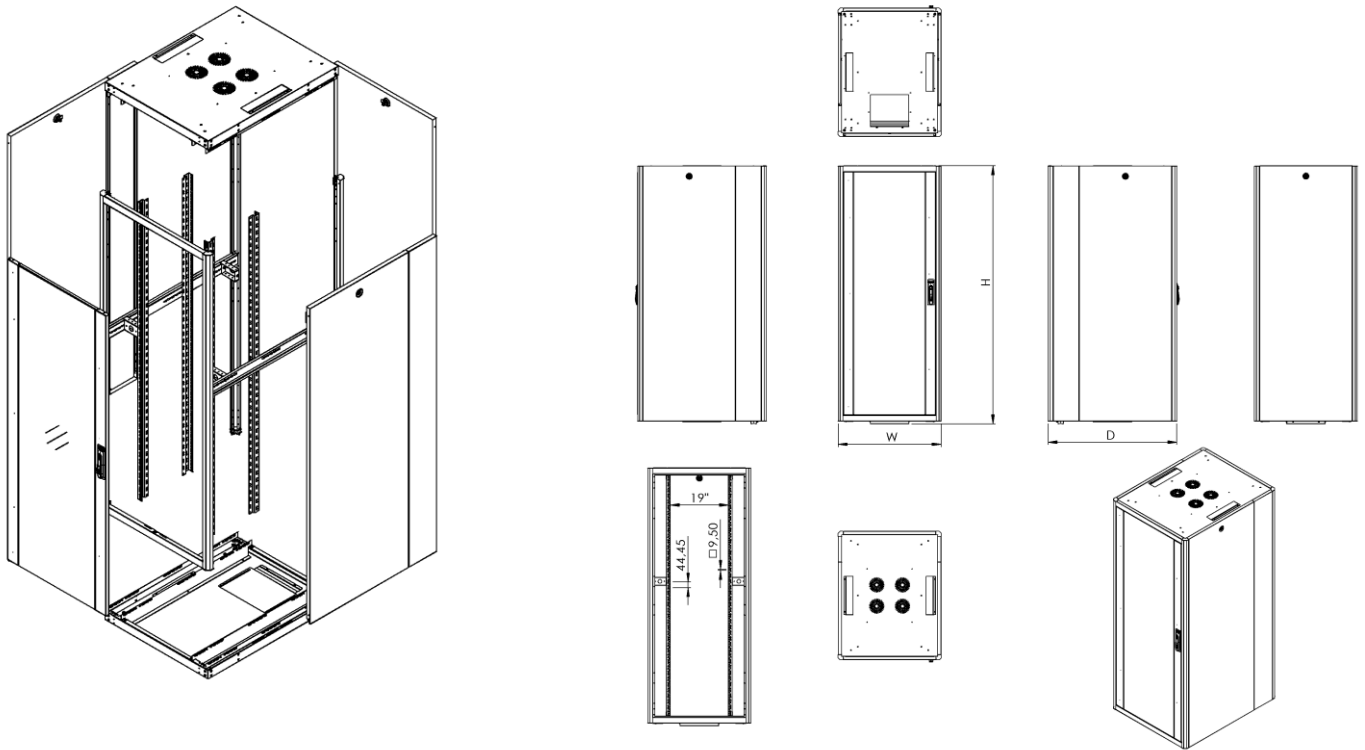
### 19" Atlas ECONOMIC Freestanding cabinets W=800 D=800

Product code	Description	Height in U	Width (mm)	Depth (mm)	Height (mm)	Weight (Net kg)	Weight (Gross kg)
ATN 22U-80/80-EC-X	22U 19" Atlas ECONOMIC free standing cabinet W=800 D=800	22U	800	800	1134	68,3	81,5
ATN 26U-80/80-EC-X	26U 19" Atlas ECONOMIC free standing cabinet W=800 D=800	26U	800	800	1312	74	87,8
ATN 32U-80/80-EC-X	32U 19" Atlas ECONOMIC free standing cabinet W=800 D=800	32U	800	800	1579	84,4	88,9
ATN 36U-80/80-EC-X	36U 19" Atlas ECONOMIC free standing cabinet W=800 D=800	36U	800	800	1756	91	106,2
ATN 42U-80/80-EC-X	42U 19" Atlas ECONOMIC free standing cabinet W=800 D=800	42U	800	800	2023	99,5	115,3

X - "B" for the black color

## Technical drawings

Freestanding cabinets W=800 D=1000



## Product code informations

### 19" Atlas ECONOMIC Freestanding cabinets W=800 D=1000

Product code	Description	Height in U	Width (mm)	Depth (mm)	Height (mm)	Weight (Net kg)	Weight (Gross kg)
ATN 42U-80/100-EC-X	42U 19" Atlas ECONOMIC free standing cabinet W=800 D=1000	42U	800	1000	2023	122	140,7

X - "B" for the black color